



Interested in learning  
more about security?

## SANS Institute InfoSec Reading Room

This paper is from the SANS Institute Reading Room site. Reposting is not permitted without express written permission.

### The Security Mechanism for IEEE 802.11 Wireless Networks

This paper provides an introduction to Wireless Local Area Networks (WLAN), and the methods employed to secure access using the IEEE 802.11 architecture. The vulnerability of IEEE 802.11 technology is disconcerting, although effective security mechanism can be implemented to secure a wireless network. In the future wireless connections will befall a standard on laptops, PDA's and other wireless devices so we need to secure all client and access points to mitigate threats.

Copyright SANS Institute  
Author Retains Full Rights

AD

DEEPARMOR®

# The Security Mechanism for IEEE 802.11 Wireless Networks

Alicia Laing

November 24, 2001

Version 1.2f

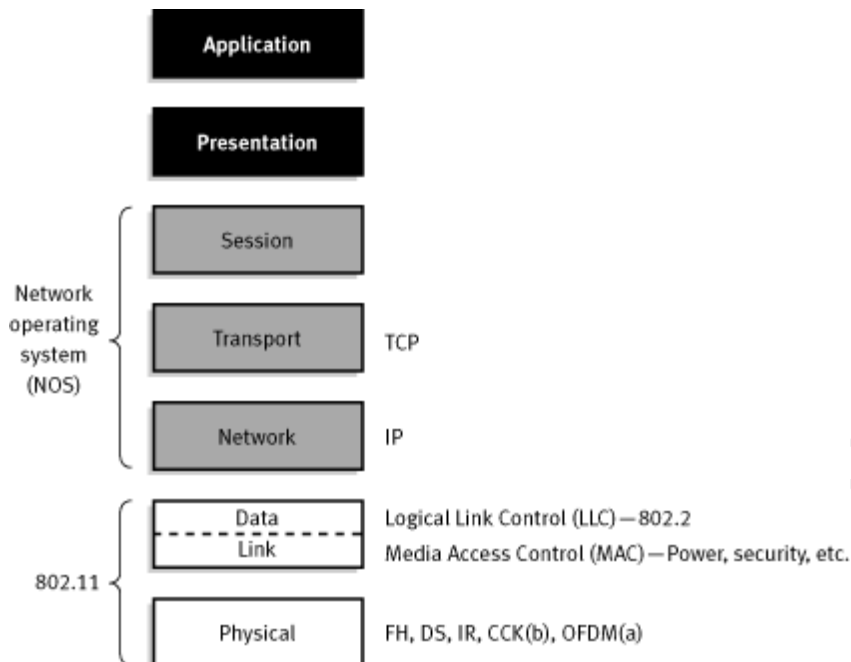
## **Introduction:**

This paper explains the introduction to Wireless Local Area Networks (WLAN), and the methods employed to secure access using the IEEE 802.11 architecture.

## **Overview:**

What is Wireless Local Area Network (WLAN) technology? Wireless Networks is a data communication system that uses shared radio waves or infrared light to transmit and receive data without wired cables. Wireless LAN gives great flexibility and freedom to connect to the network or Internet without being physically connected with a cable or modem. With the added functionality of a wireless network, you can replace or extend a wired infrastructure. Data is transmitted or received via air, walls, ceilings, and even cement structures throughout or between buildings. With the absence of wires, wireless networks reduce the network deployment cost and alleviate some hard-wired problems. "Access to the internet and even corporate sites could be made available through public wireless "hot spots"." [1] Traveling to various places where there is a wireless network can provide the user with access to the Internet by using that location's access point.

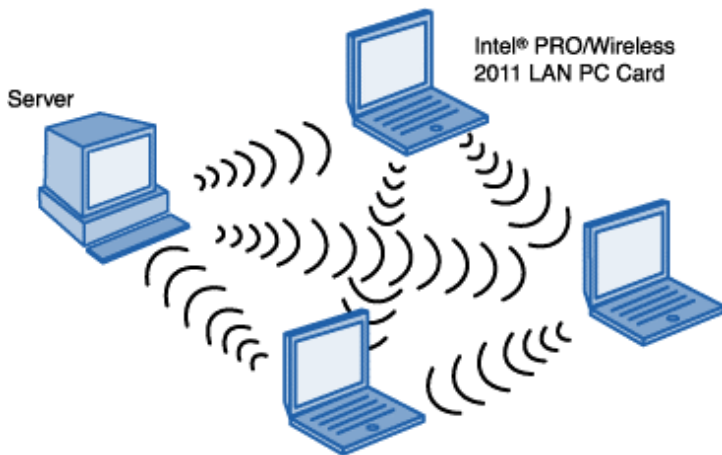
The Institute of Electrical and Electronics Engineers (IEEE) created the 802.11 standard for wireless LANs to ensure product compatibility and reliability. Wireless LAN's operate at high speeds access, and provide 2.4 GHz band, and data rates up to 11 Mbps. The IEEE 802.11 standard has evolved in the world of Wireless LANs. The 802.11 standard focuses on the bottom two levels of the ISO/OSI model, the physical layer and data link layer. [2] "The 802.11b specification affects only the physical layer, adding higher data rates and more robust connectivity." [4] See figure 1, which depicts the level where 802.11, is located.



**Figure 1**

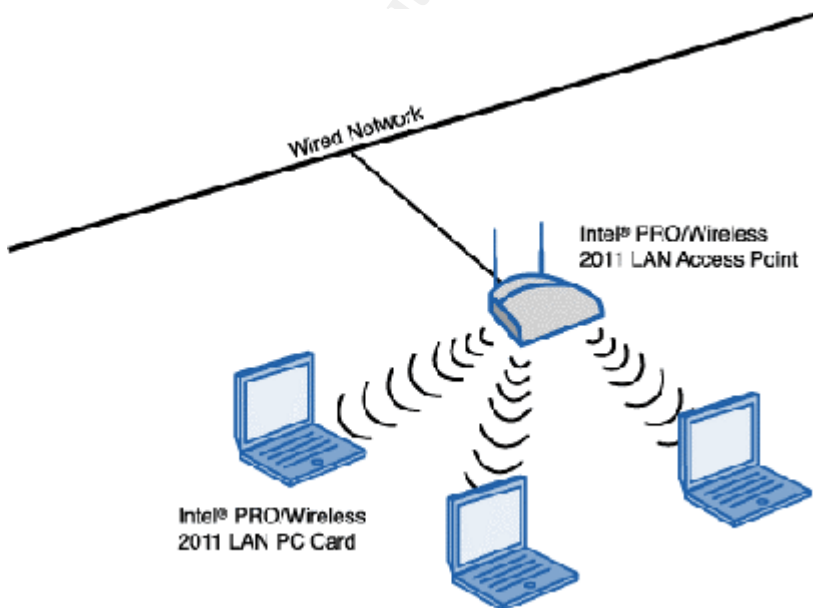
There are two types of transmission that are included in the IEEE 802.11 standard: Frequency Hopping Spread Spectrum (FHSS) and Direct Sequence Spread Spectrum (DSSS). Spread spectrum enables a stronger signal than a narrowband signal, which is harder for the receiver to detect. Spread spectrum's increased reliability, boost throughput and allows many unrelated products to share the spectrum with minimal interference. FHSS transmission signals hops from one frequency to another at a rate known only to the transmitter and receiver. With DSSS, a redundant "chipping code" is sent with each signal burst and only the transmitter and receiver can decode the chipping sequence. [2] The evolution of the IEEE 802.11b high rate standard, provide for a full Ethernet like data rate of 11 Mbps over DSSS. Because FHSS cannot support such high speeds without violating current FCC regulation, DSSS has become the predominant WLAN standard.

WLANS can be configured using two topological ways: Peer-to-Peer or Adhoc mode and Client/Server or infrastructure networking. Peer-to-Peer topology consists of two or more PC's equipped with wireless network interface cards but with no connection to a wired network. Wireless devices have no access point connection, and each device communicate with each other directly. See figure 2.



**Figure 2**

Client/Server wireless technology extends an existing wired LAN to wireless devices by adding an access point. The access point is a bridge between a wired LAN and a wireless LAN and is the central controller for the wireless network. Through an Ethernet cable that is connected to a wired backbone, antenna's mounted on the access point allows devices to communicate with each other. Multiple PC's link to the access point that acts as a bridge to the resources that connects to the wired network. All network traffic from the wireless stations on the network goes through an access point to reach it's destination in either a wired or a wireless LAN or WAN. See figure 3.



**Figure 3**

## Wireless LAN Obstacles

As the popularity of wireless LAN increases, security, roaming and configuration has become a great challenge. Data can be subject to eaves dropping via radio frequency if its not encrypted. Similar to a wired network, wireless networks must have reliability and security features when connecting to a wired LAN. Wireless traffic is transmitted in the clear over a shared medium. Since the data is traveling through the air or radio waves, the network is now accessible both inside and, outside of the building. The proper security procedures must be implemented to prevent potential data theft.

The basic methods to secure access to an Access Point that is built on IEEE 802.11 networks are:

- Configure IEEE 802.11 access points with a service set identifier (SSID)
- Wired Equivalent Privacy (WEP) algorithm
- MAC Address filtering
- Setup Virtual Private Networking (VPN) across radio frequency LAN

Deploying all four of these access control methods provide a more robust solution for the IEEE 802.11 architecture.

### SSID

SSID is an identification value programmed in the access point or group of access points to identify which subnet you exist on. This segmentation of the wireless network in multiple networks is a form of an authentication check. If a wireless station does not know the value, access is denied to the associated access point. When a client computer is connected to the access point, the SSID acts as a simple password thus providing a measure of security.

SSID security alone is very weak because the value is known by all network cards and access points, and is easily accessibly through air and radio waves, since no encryption is provided. The access point is configured to broadcast its SSID. When enabled, any client without SSID is able to receive it and have access to the access point. Users are also able to configure their own client systems with the appropriate SSID, because they are widely known and easily shared. [3]

## WEP Algorithm

WEP security protocol is intended to protect against eavesdropping and physical security attributes, which is equivalent to security of a wired network. WEP is the encryption standard specified by IEEE802.11 architecture. WEP encrypts a data frame and its content to protect authorized users on a WLAN. WEP uses a 40-bit secret key for authentication and encryption, and other IEEE 802.11 allows 104-bit secret key encryption. "The encryption key is concatenated with a 24-bit "initialization vector," resulting in a 64- or 128- bit key." [3] When encryption is enabled, the access point issues an encrypted challenge packet to any client attempting to connect to the access point. Then the client uses it's key to encrypt the correct response in order to authenticate it-self and gain network access. [4] The client computer and the access point use the same key to encrypt and decrypt data. All WEP key on a wireless LAN must be managed manually, because there are no key management protocols specified for distribution. WEP security protocols can only be implemented on a client/server wireless LAN with an access point, it cannot be utilize on a Peer-to-Peer.

WEP encryption has weaknesses, which are vulnerable to attacks. WEP keys are static for encryption and authentication, making WEP susceptible to password replay attacks, traffic injection, and statistical attacks. Changing the WEP key regularly will reduce the security risk of unwanted visitors. Hackers would exploit the weakness by intercepting traffic, flipping bits and injecting modified packets into the network. Researchers at the University of California Berkeley; discovered security flaws in WEP. These include misapplication of cryptographic primitives, that it permits eavesdropping and tampering with wireless transmission. There are three main security goals of the WEP protocol: confidentiality, access control and data integrity. There analysis is beyond the scope of this paper; access the link to get more detailed information <http://www.isaac.cs.berkeley.edu/isaac/wep-draft.pdf>. The researchers argued and proved in a paper that none of these three security goals were achieved. The Advanced encryption standard (AES) might be a replacement encryption for WEP. On a client/server network you need to deploy WEP with SSID for segmentation of the network.

## **MAC Address Filtering**

Client computers are viewed by a unique MAC address of its IEEE 802.11 network card. To secure an access point using MAC address filtering, each access point must have a list of authorized client MAC address in its access control list. MAC address filtering is time consuming because the list of client MAC address must be manually inputted in each access point. Since the MAC address list must be kept up-to-date it's better suited for a smaller network. In a small network the security solution can be 128-bit WEP in conjunction with MAC address filtering and SSID.

## **VPN**

High security networks must incorporate a VPN solution with a wireless access. VPN solution is an alternative to the three access control as discussed earlier. VPN provides a secure and dedicated channel over an un-trusted network - in cases of the Internet and wireless solutions. With a VPN solution it consists of a VPN server and a VLAN between the access point and the VPN server. The VPN server, which acts as a gateway to the private network, provides authentication and full encryption over the wireless network. IEEE 802.11 wireless access can be established via a secure VPN connection using various tunneling protocols.

VPN is mainly deployed to provide remote users with a secure connection to the network by way of the Internet. VPN is a logical solution for wireless networks because it provides access control where-by no unauthorized routes to the outside Internet exists from the wireless network. This protects the network from unauthorized users using costly Internet bandwidth. Deploying VPN technology on an enterprise network has its advantages of low administration for the client and the access point, and authentication has to be established before traffic to the internal network is acknowledged.

## **Security Trends For WLAN**

In a wireless network an enterprise need to deploy several layers of defense across the network to prevent threats. A good wireless network design should consist of firewalls,

intrusion detection systems and segmentation of the network. My proposed solution is to put the access point in it's own DMZ, insuring that everything goes through the firewall. VPN technology should be incorporated from the client straight to the access point. The client computers should be equipped with a personal firewall or an intrusion detection system. The intrusion detection system should be between the access point and the firewall to deny any unauthorized connection. To reduce the unauthorized access to system and other resources, change the administrative password that is preset on the access point, change the default SSID value and disable SSID broadcasting and enable encryption and avoid installing access point near external walls or windows where signals might be intercepted.

### **Conclusion**

The vulnerability of IEEE 802.11 technology is disconcerting, although effective security mechanism can be implemented to secure a wireless network. In the future wireless connections will befall a standard on laptops, PDA's and other wireless devices so we need to secure all client and access point to mitigate threats.

### **References :**

- 1) Fout, Tom. "Wireless LAN Technologies and Windows XP." July 2001. URL: <http://www.microsoft.com/technet/treeview/default.asp?url=/technet/prodtechnol/winxppro/evaluate/wrlsxp.asp>
- 2) Intel Corporation. "IEEE 802.11b High Rate Wireless Local Area Networks." June 2000. URL: [http://www.intel.com/network/documents/pdf/wireless\\_lan.pdf](http://www.intel.com/network/documents/pdf/wireless_lan.pdf)
- 3) Dell Corporation. "802.11 Wireless Security in Business Networks." September 2001. URL: [http://www.dell.com/us/en/biz/topics/vectors\\_2001-wireless\\_security.htm](http://www.dell.com/us/en/biz/topics/vectors_2001-wireless_security.htm)
- 4) 3COM Corporation. "What is 802.11 & 802.11B?" April 2001. URL: [http://www.pulsewan.com/data101/802\\_11\\_b\\_basics.htm](http://www.pulsewan.com/data101/802_11_b_basics.htm)
- 5) Borisov, Nikita, Goldberg, Ian, Wagner, David; "Intercepting Mobile Communications: The Insecurity of 802.11." August 2001. URL: <http://www.isaac.cs.berkeley.edu/isaac/wep-draft.pdf>



- 6) Meredith, Gail. "Securing the Wireless LAN." July 2001. URL: <http://www.cisco.com/warp/public/784/packet/jul01/p74-cover.html>
- 7) Geier, Jim. "Wireless LANs, Second Edition." Indianapolis, Indiana: SAMS, July 2001

© SANS Institute 2001, Author retains full rights



# Upcoming SANS Training

[Click Here for a full list of all Upcoming SANS Events by Location](#)

SANS Madrid 2017	Madrid, ES	May 29, 2017 - Jun 03, 2017	Live Event
SANS Atlanta 2017	Atlanta, GAUS	May 30, 2017 - Jun 04, 2017	Live Event
SANS San Francisco Summer 2017	San Francisco, CAUS	Jun 05, 2017 - Jun 10, 2017	Live Event
Security Operations Center Summit & Training	Washington, DCUS	Jun 05, 2017 - Jun 12, 2017	Live Event
SANS Houston 2017	Houston, TXUS	Jun 05, 2017 - Jun 10, 2017	Live Event
SANS Thailand 2017	Bangkok, TH	Jun 12, 2017 - Jun 30, 2017	Live Event
SANS Milan 2017	Milan, IT	Jun 12, 2017 - Jun 17, 2017	Live Event
SANS Charlotte 2017	Charlotte, NCUS	Jun 12, 2017 - Jun 17, 2017	Live Event
SANS Secure Europe 2017	Amsterdam, NL	Jun 12, 2017 - Jun 20, 2017	Live Event
SEC555: SIEM-Tactical Analytics	San Diego, CAUS	Jun 12, 2017 - Jun 17, 2017	Live Event
SANS Rocky Mountain 2017	Denver, COUS	Jun 12, 2017 - Jun 17, 2017	Live Event
SANS Minneapolis 2017	Minneapolis, MNUS	Jun 19, 2017 - Jun 24, 2017	Live Event
DFIR Summit & Training 2017	Austin, TXUS	Jun 22, 2017 - Jun 29, 2017	Live Event
SANS Columbia, MD 2017	Columbia, MDUS	Jun 26, 2017 - Jul 01, 2017	Live Event
SANS Cyber Defence Canberra 2017	Canberra, AU	Jun 26, 2017 - Jul 08, 2017	Live Event
SANS Paris 2017	Paris, FR	Jun 26, 2017 - Jul 01, 2017	Live Event
SEC564:Red Team Ops	San Diego, CAUS	Jun 29, 2017 - Jun 30, 2017	Live Event
SANS London July 2017	London, GB	Jul 03, 2017 - Jul 08, 2017	Live Event
Cyber Defence Japan 2017	Tokyo, JP	Jul 05, 2017 - Jul 15, 2017	Live Event
SANS Los Angeles - Long Beach 2017	Long Beach, CAUS	Jul 10, 2017 - Jul 15, 2017	Live Event
SANS Cyber Defence Singapore 2017	Singapore, SG	Jul 10, 2017 - Jul 15, 2017	Live Event
SANS ICS & Energy-Houston 2017	Houston, TXUS	Jul 10, 2017 - Jul 15, 2017	Live Event
SANS Munich Summer 2017	Munich, DE	Jul 10, 2017 - Jul 15, 2017	Live Event
SANSFIRE 2017	Washington, DCUS	Jul 22, 2017 - Jul 29, 2017	Live Event
Security Awareness Summit & Training 2017	Nashville, TNUS	Jul 31, 2017 - Aug 09, 2017	Live Event
SANS San Antonio 2017	San Antonio, TXUS	Aug 06, 2017 - Aug 11, 2017	Live Event
SANS Prague 2017	Prague, CZ	Aug 07, 2017 - Aug 12, 2017	Live Event
SANS Hyderabad 2017	Hyderabad, IN	Aug 07, 2017 - Aug 12, 2017	Live Event
SANS Boston 2017	Boston, MAUS	Aug 07, 2017 - Aug 12, 2017	Live Event
SANS Salt Lake City 2017	Salt Lake City, UTUS	Aug 14, 2017 - Aug 19, 2017	Live Event
SANS New York City 2017	New York City, NYUS	Aug 14, 2017 - Aug 19, 2017	Live Event
SANS Virginia Beach 2017	Virginia Beach, VAUS	Aug 21, 2017 - Sep 01, 2017	Live Event
SANS Stockholm 2017	OnlineSE	May 29, 2017 - Jun 03, 2017	Live Event
SANS OnDemand	Books & MP3s OnlyUS	Anytime	Self Paced