



Interested in learning  
more about security?

# SANS Institute InfoSec Reading Room

This paper is from the SANS Institute Reading Room site. Reposting is not permitted without express written permission.

## Basic Cryptanalysis Techniques

Cryptography is a complex and mathematically challenging field of study. It involves taking some data or message and obfuscating it so that it is unreadable by parties that the message was not intended. Before the message becomes encrypted it is referred to as the plain text . Once a message becomes encrypted it is then referred to as the cipher text . The study of cipher text in an attempt to restore the message to plaintext is known as cryptanalysis. Cryptanalysis is equally mathematically challenging and complex as ...

Copyright SANS Institute  
Author Retains Full Rights

AD



MobileIron

EMM Strategy on the right track?  
Know your security risks.

TAKE THE ASSESSMENT

## Basic Cryptanalysis Techniques

Craig Smith

November 17th, 2001

### Introduction

Cryptography is a complex and mathematically challenging field of study. It involves taking some data or message and obfuscating it so that it is unreadable by parties that the message was not intended. Before the message becomes encrypted it is referred to as the *plain text*. Once a message becomes encrypted it is then referred to as the *cipher text*.

The study of cipher text in an attempt to restore the message to plaintext is known as cryptanalysis. Cryptanalysis is equally mathematically challenging and complex as cryptography. Because of the complexity involved with cryptanalysis work this document is only focused on the basic techniques needed to decipher monoalphabetic encryption ciphers and cryptograms.

The only application referenced in this document is the CRyptoANalysis ToolKit (CRANK). This program can be found at <http://crank.sourceforge.net/>. A basic understanding of cryptanalysis is essential to appreciating the complexities of a good cryptographic algorithm. For example a manager of a software company or someone who is involved with code auditing would find it is essential that good well tested algorithms are used instead of a weak in house cipher. This paper will give you the basic tools necessary to begin a rudimentary examination of a cipher.

### Definition of terminology

This section will define several terms as well as give a brief introduction into cryptography. A term used specifically for cryptanalysis is called *known text*. Known text is when there is an encrypted message and a known corresponding plaintext. This may not be the whole message but perhaps a section of the message, e.g. every message sent ends with the plaintext letters "EOT". By using cipher text with known text you can attempt to deduce the complete key used to encrypt all messages, which will greatly facilitate future deciphering.

There are several basic methods that can be used to encrypt a message. One method is called a *transpositional cipher*. This cipher only changes the order of the plaintext within the message, e.g. "LEAVE AT NOON" might become "EVAELTANOON". Another method is known as a *substitutional cipher*. This method exchanges the characters in the plaintext with other characters defined by a *key*. The key is the mapping of characters from the plain text to the cipher text as in the following:

```
ABCDEFGHIJKLMNOPQRSTUVWXYZ  
zyxwvutsrqponmlkjihgfedcba
```

Using the same message from the above example this key would produce the following message: "OVZEVZGMLLM". This method of substitution is known as a *Monoalphabetic Unilateral Substitution cipher*. This term implies that for each letter in a plaintext message there is only one equivalent cipher character. (Note: The majority of

this document will focus on these types of cipher systems. Monoalphabetic Unilateral Substitution systems will simply be referred to as a substitution cipher for the sake of clarity and brevity.)

### **Basic cryptanalysis techniques**

One good method for solving basic substitution ciphers is with frequency counts. A frequency count can be conducted on a cipher to learn what the most and least common characters are in the cipher. The most common letters in the English language are E,T,N,R,O,A,I and S. These eight characters make up around 67% of the words in the English language. Vowels, A,E,I,O, and U make up around 40% of English text. The frequency may vary depending on what the plaintext is. For example, if the message is source code it will use many more symbols than a message that is just written in English. If you conduct a frequency count of this paragraph your results would be: E, T, A, O, and S.

As you can see the results are not exactly the same. This is because there are approximately 500 characters in the above paragraph. If you use a sample of 1000 characters or more your results will become more accurate. The frequency count of a single character is referred to as a *Unigraph*. If the frequency of cipher text is actually the same as plaintext then the encoded method is actually a transpositional cipher instead of a substitution cipher. Consider the following example:

*Plaintext:* IF WE DO NOT PROPERLY PROTECT THE USERS DATA WE CAN  
SIMPLY HIDE BEHIND THE DMCA IF SOMEONE NOTICES!!

*Transpositional:* I O O Y F D T P O E P W P R R E N R L O T T S D W E H E A E C E R T T S A C U  
A N P I E L D H T S Y E I H I N E M H B D D I M C M F E N E C O O S A S N T ! O E I !

*Substitution:* R U D V W L M L G K I L K V I O B K I L G V X G G S V F H V I H W Z G Z D V X Z M  
H R N K O B S R W V Y V S R M W G S V W N X Z R U H L N V L M V M L G R X V H !

Top 5 Unigraph Frequency counts:

Plaintext: E, O, T, I and D

Transpositional: E, O, T, I and D

Substitution: V, G, L, R and H

Even though the transpositional cipher is a small sample, it has the top 4 letters used in plaintext with E being the highest.

When dealing with a substitution cipher you should check the frequency of letters and their adjacent letters as well. A pair of letters together is referred to as a *Digraph*. The common digraphs in the English language are, TH, HE, EN, RE and ER. There are also *Trigraphs* that consist of frequency of three letters next to each other THE, ING, CON, ENT and ERE.

### **Roughness of the cipher**

If some characters are significantly more frequent than others then the cipher is considered "rough". Rough ciphers are a sign that a monoalphabetic unilateral cipher is



The first 8 letters are unique and the last three are repeats from the beginning of a word. Using this pattern and comparing it to 11 letter words in the dictionary, the possibilities are reduced provided "KFOZBYGAFZO" translates into an English word. Below is a simple perl script used to simplify this task.

----[Snip]----

```
#!/usr/bin/perl
# Searches a dictionary for a word pattern
# 2001 Craig Smith
#
die "Usage: $0 <word>\n" if $#ARGV != 0;

my $DICT_FILE="/usr/share/dict/american-english"; # English text
my $my_pattern=get_pattern(uc($ARGV[0]));        # Retrieve our
pattern

open DICT, $DICT_FILE || die "Couldn't open $DICT_FILE!\n";
while(<DICT>) {
    chomp($dict_word=$_);                        # Remove Carriage
Return from word
    next if length($dict_word) ne length($ARGV[0]); # Only
compare same length
    print "Try $dict_word.\n" if $my_pattern eq
get_pattern(uc($dict_word));
}
close DICT;
exit(0);

# Usage: get_pattern(TEXT) returns numeric pattern
sub get_pattern {
    my $word=shift;
    my $letter;
    my $pat_count=0;
    my %letter_pat;
    my $pattern;

    for(my $cnt=0; $cnt<length($word); $cnt++) {
        $letter=substr($word,$cnt,1);
        $letter_pat{$letter}=++$pat_count if !$letter_pat{$letter};
        $pattern.= $letter_pat{$letter};
    }
    return $pattern;
}
}
```

----[End Snip]----

Using this program the encrypted word "KFOZBYGAFZO " yields:

**Try instruments.**

If this word works then there will be 8 letters to the cipher. After replacing KFOZBYGAFZO with the word "instruments " the results look rather promising. The capital letters are the original cipher text and the lower case letters are what is believed to be the plain text.

Message: UEu WiHH use seXerSH PiNnerent instruments tE PeQiDLer S messSMe

Taking the word before "instruments" and using the program to see if any of the results end with 'erent'. With the assistance of the UNIX "grep" command the program yeilds:

```
./find_pattern.pl PKNNABAFZ | grep erent  
Try different.
```

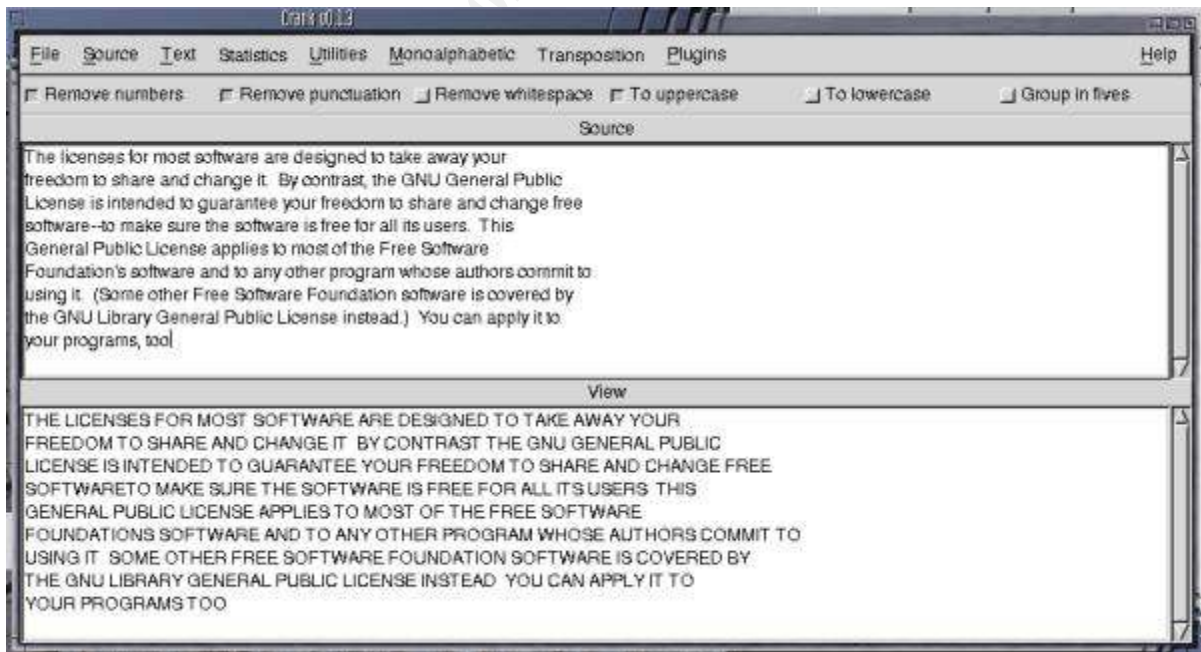
As evident these type of ciphers are extremely trivial and can be decoded quickly. This technique is only effective when there are spaces between the words in a cipher. There are many other different tricks that can used depending on the circumstances and any *knowns* about the cipher or the underlying plain text.

### Using CRANK to assist in deciphering messages

CRANK is the CRyptANalysis toolKit created by Matthew Russell. The program and source code can be obtained at <http://crank.sourceforge.net/>. This program focuses on Monoalphabetic substitution ciphers as well as transpositional ciphers. At the time of this writing there are two versions of CRANK, v1.4 and v2.1, though v2.1 is still in beta.

Version 1.4 can help with much of the math and statistics when dealing with a substitution cipher.

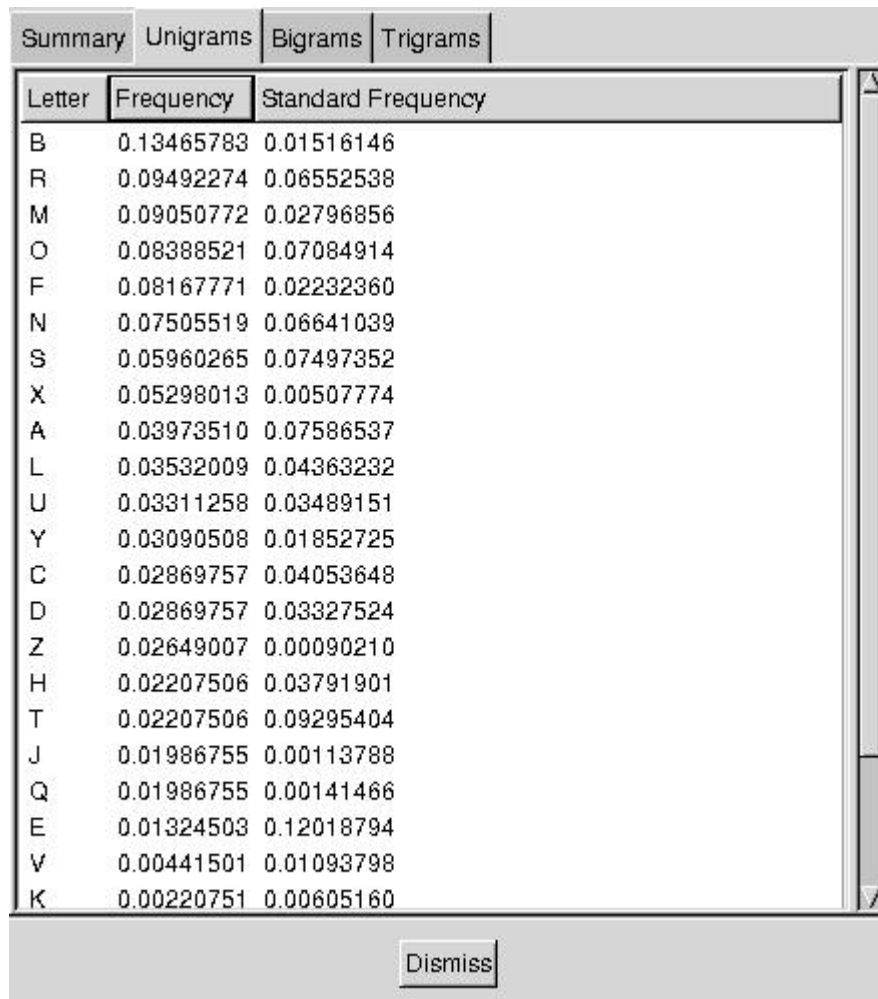
There are two main windows that will do most of your work in, source and view. The source window is for the original cipher text and the view is the current guess on the plain text. The first thing is to load some text into the source window and prepare it to be encrypted. After pasting the text into the Souce window choose Text->Simple Filters.



There exists some convenient formatting tools that can strip out punctuation, spaces and even group the text into five characters a piece. This tool bar can be used for creating

and formatting plaintext messages to encrypt.

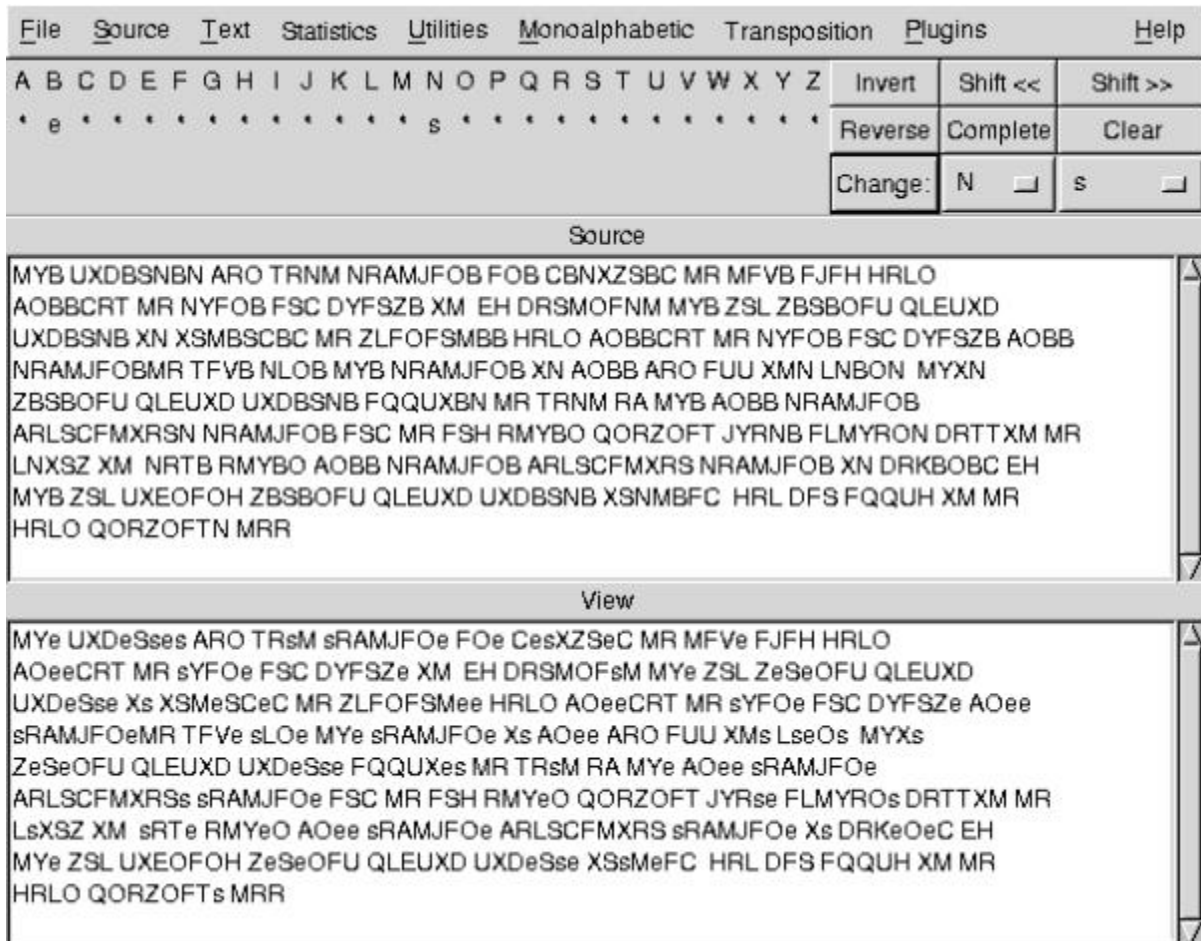
CRANK can calculate the frequency of the unigrams, bigrams, and trigraphs by selecting Statistics->n-grams, then choose either unigrams, bigrams or trigraphs respectively.



Letter	Frequency	Standard Frequency
B	0.13465783	0.01516146
R	0.09492274	0.06552538
M	0.09050772	0.02796856
O	0.08388521	0.07084914
F	0.08167771	0.02232360
N	0.07505519	0.06641039
S	0.05960265	0.07497352
X	0.05298013	0.00507774
A	0.03973510	0.07586537
L	0.03532009	0.04363232
U	0.03311258	0.03489151
Y	0.03090508	0.01852725
C	0.02869757	0.04053648
D	0.02869757	0.03327524
Z	0.02649007	0.00090210
H	0.02207506	0.03791901
T	0.02207506	0.09295404
J	0.01986755	0.00113788
Q	0.01986755	0.00141466
E	0.01324503	0.12018794
V	0.00441501	0.01093798
K	0.00220751	0.00605160

Within Frequency, are the letters ordered by highest to lowest frequency. These numbers are actually the overall percentage frequency that the character shows up in the text. "B" is the most frequent character at 13.4% followed by "R", "M", "O" and "F". The standard frequency column is the frequency that is normally expected. Sorting by standard frequency will show the top five characters as E, T, N, R and O. CRANK can recalculate the standard frequencies of many different types of plain text files. This can be useful for analyzing something that may not be written in complete sentences such as military communications.

CRANK also has a nice key control feature for use with basic substitution ciphers. The following toolbar is displayed when Monoalphabetic->key controls is selected.



First, the screen should have the alphabet in capital letters as well as lowercase. The capital letters represent the cipher text and the lowercase will be the key. If no key is present then press the "complete" button to fill in a default key. The key can be shifted by using "Shift<<" or "Shift>>". Press the "Reverse" button to re-arrange the key in reverse order.

Use "Clear" to wipe out the key and the display will show '\*s for unknown key entries.

By using the change key you can enter the letters you wish to substitute, e.g. since B was the most frequent it can be changed to an E. The key will be updated as well as the View window. Uppercase letters show up as entries that have not been decoded yet while the lower case letters are from the key. It should be noted that CRANK does not differentiate between Uppercase and Lowercase in the cipher itself.

CRANK has many more features and several tools such as an auto-cracker for monoalphabetic ciphers. It also has an extensive amount of tools for dealing with transpositional ciphers as well.

### Exercise for the reader

Now that you should be very comfortable in solving monoalphabetic unilateral ciphers, I leave you with a small exercise. Time yourself and decode the following cipher text.



HEWFNUXEYHC XS AHNOLFOB WYH ZURNFU XSAROTFWXRS FEELOFSDH DHOWXAXDFWXRS  
ZXFD QORZOFT XE F OXZRORLE QORZOFT CHEXZSHC WR HSELOH WYFW EHDLOXWB  
QORAHEEXRSFUE THHW F TXSXTLT EWFSCFOC RA HIDHUHSDH XS WYH VSRJUHCZH  
FSC EVXUUE WYHB QREEHEE WYHOH XE F DOXWXDFU EYROWFZH RA XSAROTFWXRS  
EHDLOXWB QORAHEEXRSFUE XS WYH XSCLEWOB WRCFB TFSB RA WYREH HSWOLEWHC  
JXWY EHDLOXWB OHEQRSEXNXUXWXHE YFKH SRW OHDXKHC WYH WOFXSXSZ SHDHEEFOB  
WR CR WYHXO MRNE ZXFD DHOWXAXDFWXRS HSFNUHE WYREH XS WYH EHDLOXWB  
XSCLEWOB WR CHTRSEWOFWH WYH CHQWY RA WYHXO FNXUXWB FSC FEELOH DLOOHSW  
RO QOREQHDWXXH HTQURBHOE WYFW WYH DHOWXAXHC XSCXKXCLFU YFE WYH FNXUXWB  
WR ELDDHHC

Enjoy!

### References

Russell, Matthew. "CRANK - CRYptANalysis toolKit". 21 Aug 2001.  
URL:<http://crank.sourceforge.net/about.html> (24 Nov 2001).

Brown, Lawrie. "Classic Cryptography". 22 Feb 1996.  
URL:<http://www.geocities.com/SiliconValley/Network/2811/classic/classical.htm> (24 Nov 2001)

Nichols, Randy, "Lanaki Lesson I" Classic Cryptography Course, Volumes I and II from Aegean Park Press. 27 Sep 1995.  
URL:<http://www.fortunecity.com/skyscraper/coding/379/lesson1.htm> (24 Nov 2001)

Teitelbaum, Jeremy T., "Classic Ciphers". 1995.  
URL:<http://raphael.math.uic.edu/~jeremy/crypt/intro.html> (24 Nov 2001)

ThinkQuest Team. "Deciphering Encrypted Data: Frequency Ordering" Decipher Encrypted Data. 1999. URL: <http://library.thinkquest.org/27158/decipher3.html> (24 Nov 2001)

SANS Institute. "SANS GIAC Training and Certification".  
URL:[http://www.sans.org/giact/GIAC\\_certs.htm](http://www.sans.org/giact/GIAC_certs.htm) (24 Nov 2001)



# Upcoming SANS Training

[Click Here for a full list of all Upcoming SANS Events by Location](#)

SANS San Antonio 2017	San Antonio, TXUS	Aug 06, 2017 - Aug 11, 2017	Live Event
SANS Boston 2017	Boston, MAUS	Aug 07, 2017 - Aug 12, 2017	Live Event
SANS Hyderabad 2017	Hyderabad, IN	Aug 07, 2017 - Aug 12, 2017	Live Event
SANS Prague 2017	Prague, CZ	Aug 07, 2017 - Aug 12, 2017	Live Event
SANS New York City 2017	New York City, NYUS	Aug 14, 2017 - Aug 19, 2017	Live Event
SANS Salt Lake City 2017	Salt Lake City, UTUS	Aug 14, 2017 - Aug 19, 2017	Live Event
SANS Chicago 2017	Chicago, ILUS	Aug 21, 2017 - Aug 26, 2017	Live Event
SANS Adelaide 2017	Adelaide, AU	Aug 21, 2017 - Aug 26, 2017	Live Event
SANS Virginia Beach 2017	Virginia Beach, VAUS	Aug 21, 2017 - Sep 01, 2017	Live Event
SANS San Francisco Fall 2017	San Francisco, CAUS	Sep 05, 2017 - Sep 10, 2017	Live Event
SANS Tampa - Clearwater 2017	Clearwater, FLUS	Sep 05, 2017 - Sep 10, 2017	Live Event
SANS Network Security 2017	Las Vegas, NVUS	Sep 10, 2017 - Sep 17, 2017	Live Event
SANS Dublin 2017	Dublin, IE	Sep 11, 2017 - Sep 16, 2017	Live Event
SANS Baltimore Fall 2017	Baltimore, MDUS	Sep 25, 2017 - Sep 30, 2017	Live Event
Data Breach Summit & Training	Chicago, ILUS	Sep 25, 2017 - Oct 02, 2017	Live Event
SANS London September 2017	London, GB	Sep 25, 2017 - Sep 30, 2017	Live Event
SANS Copenhagen 2017	Copenhagen, DK	Sep 25, 2017 - Sep 30, 2017	Live Event
SANS SEC504 at Cyber Security Week 2017	The Hague, NL	Sep 25, 2017 - Sep 30, 2017	Live Event
Rocky Mountain Fall 2017	Denver, COUS	Sep 25, 2017 - Sep 30, 2017	Live Event
SANS Oslo Autumn 2017	Oslo, NO	Oct 02, 2017 - Oct 07, 2017	Live Event
SANS DFIR Prague 2017	Prague, CZ	Oct 02, 2017 - Oct 08, 2017	Live Event
SANS Phoenix-Mesa 2017	Mesa, AZUS	Oct 09, 2017 - Oct 14, 2017	Live Event
SANS October Singapore 2017	Singapore, SG	Oct 09, 2017 - Oct 28, 2017	Live Event
SANS AUD507 (GSNA) @ Canberra 2017	Canberra, AU	Oct 09, 2017 - Oct 14, 2017	Live Event
Secure DevOps Summit & Training	Denver, COUS	Oct 10, 2017 - Oct 17, 2017	Live Event
SANS Tysons Corner Fall 2017	McLean, VAUS	Oct 14, 2017 - Oct 21, 2017	Live Event
SANS Tokyo Autumn 2017	Tokyo, JP	Oct 16, 2017 - Oct 28, 2017	Live Event
SANS Brussels Autumn 2017	Brussels, BE	Oct 16, 2017 - Oct 21, 2017	Live Event
SANS Berlin 2017	Berlin, DE	Oct 23, 2017 - Oct 28, 2017	Live Event
Security Awareness Summit & Training 2017	OnlineTNUS	Jul 31, 2017 - Aug 09, 2017	Live Event
SANS OnDemand	Books & MP3s OnlyUS	Anytime	Self Paced